

LSPON-C Series

HAZARDOUS LOCATION EXIT/EMERGENCY COMBO

SPECIFICATIONS

Voltage: 100-277V

Wattage: 3W, 5W, 8W, & 10W

Color Temp (HEADS): 3000K, 4000K, 5000K (STD), 6500K

LED Exit Sign Colors: Red (Standard), Green

Operating Temperature: 20°C to 60°C (-4°F to 140°F)

Housing: A360 Die-casting Aluminum

Sign Panel: Tempered Glass

Hardware/Mounting Sling: Stainless Steel

LED Lifespan: Minimum 50,000h


Emergency Mode: 3 Hours

Protection: IP66 & IK10/IK08

Warranty: 5 Year Limited Warranty

KEY FEATURES

- Two-head emergency unit and edge-lit single face exit sign.
 - Two high-lumen heads available in 3W, 5W, or 8W (for 10W option, please consult factory).
 - Emergency heads can be adjusted in horizontal and vertical directions.
- Independent battery back-up system with test buttons.
 - 90 minute emergency operation.
- Exit Panel LEDs come in Red letters (standard) or green letters.
 - Available in 3W or 5W.
- Beam angle: 90° or 120°; lamp adjustable angle: 0° to 180°
- 3/4" NPT or M25 conduit hubs..

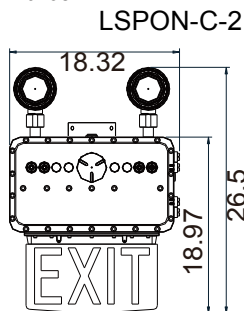


CERTIFICATIONS

- Class I, Division 1 Groups C, D
- Class I, Division 2 Groups A, B, C, D
- Class II, Division 2 Groups F, G
- Class III
- UL844 - Hazardous Locations
- UL 924 - Emergency Lighting
- UL 1598 / UL 1598A - Wet Location / Marine Outside Type
- UL8750 - LED Safety
- ETL
- NEMA Type 4X
- IP66 - Wet Locations
- Impact level:
 - IK10 (enclosure)
 - IK08 (glass)

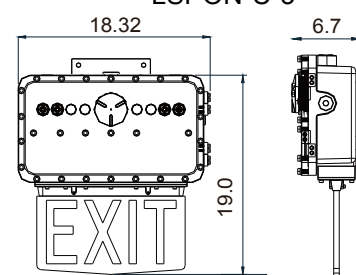
DIMENSIONS & LUMENS

inches



Quantity	Packing Size	Net Weight	Gross Weight
1 Pc	18.33"x26.5"x6.7" inches	55.12 lbs	59.52 lbs

LSPON-C-3



Quantity	Size	Net Weight	Gross Weight
1 Pc	18.33"x19.0"x6.7" inches	44.09 lbs	48.50 lbs

Wattage <i>Input Voltage</i>	Lumens <i>5000K</i>	Emergency Time
3W <i>AC100-277V</i>	390lm	3 Hours
5W <i>AC100-277V</i>	650lm	3 Hours
8W <i>AC100-277V</i>	1040lm	3 Hours
10W <i>AC100-277V</i>	1300lm	3 Hours

CdHcbU'5fa `Aci bh



Model: AM
Name: Mounting Arm
Material: Aluminum

See Ordering Information on Page 2

Ordering Information:

LSPON-C: TYPE 2: JUNCTION BOX AND 2-HEAD EMERGENCY + EXIT SIGN



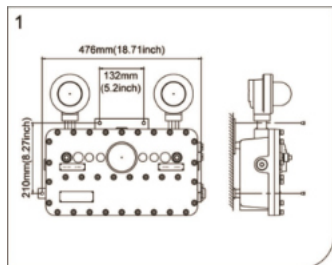
Series	Wattage	CCT	LEDs Color	Chevrons	Accessories
LSPON-C-2	3 = 3W 5 = 5W 8 = 8W 10 = 10W	S = 3000K I = 4000K C = 5000K (Standard) K = 6500K	R = Red (Standard) G = Green	DA = Double Arrow LA = Arrow Left RA = Arrow Right RL = Right/Left Arrow <i>Double-faced Only</i> NA = No Arrow	BAA = Buy American Act (Contact Factory) AM = Arm Mount

LSPON-C: TYPE 3 BATTERY BACKUP + EXIT SIGN

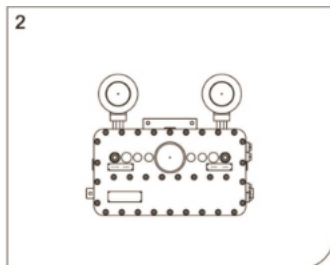


Series	Wattage	LEDs Color	Chevrons	Accessories
LSPON-C-3	3 = 3W 5 = 5W 8 = 8W 10 = 10W	R = Red (Standard) G = Green	DA = Double Arrow LA = Arrow Left RA = Arrow Right RL = Right/Left Arrow <i>Double-faced</i> Only NA = No Arrow	BAA = Buy American Act (Contact Factory) AM = Arm Mount

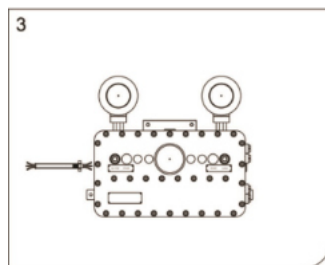
MOUNTING INSTRUCTIONS (WALL MOUNTING)



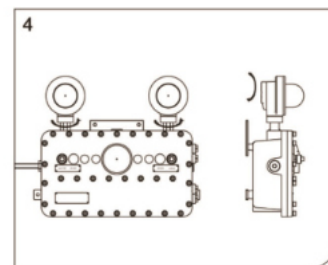
Drill two holes as fig. 1, the distance as per 476mm (18.74inch) and 132mm (5.19inch).



Fix with four 5/16-inch expansion screws.

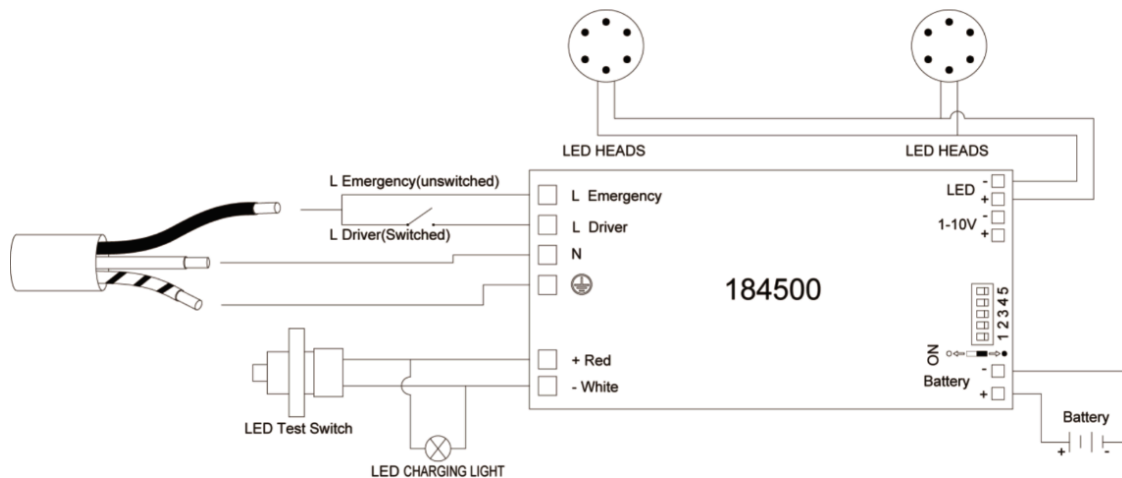


Install pipe to 3/4 NPT entry and fix 16mm (0.63inch) Chico A.



Connect the AC cable: black cable joins to L, white cable joins to N, green cable joins to grounding.

WIRING DIAGRAM



2026.03