
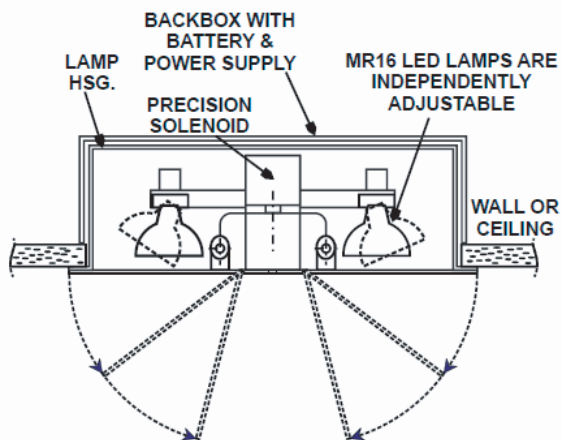


LSCVL

COVERLIGHT LED RECESSED EMERGENCY LIGHT



U.S. Patent 5, 851, 061

GENERAL DESCRIPTION

- The Series LSCVL delivers very high lumen output with Dual MR16 LED lamps, and remains hidden in normal conditions. It is ideal for locations with high ceilings, or areas requiring longer spacing between fixtures.

CONSTRUCTION

- Following AC power failure, cover doors open instantly and provide emergency lighting to area required, with automatic retraction when AC power is restored.
- The cover doors may be color matched to any interior finish so when closed in normal mode, the unit is practically invisible.
- Battery Diagnostics standard.
- Universal Wall or Ceiling Mount.
- The doors are driven by a simple spring and solenoid with magnetic latch, simple and trouble-free.
- Automatic reset always returns the moving doors to the correct position after adjustments.
- Flush-fitting covers with internal reflective surfaces are mounted on composite fiber hinges for extreme durability through multiple cycles.
- No unauthorized access to the lamp heads by vandals.
- Two versions available:
LSCVLBB = Unit equipment with self-contained battery
LSCVLAC = 120/ 277 VAC Input
- The LED lamps remain stationary, protecting hot filaments from damage by vibration.
- IES photometric data available for all models.

- Up to 60,000 hr lamp life; typical installations will never require a lamp replacement.
- Swivel mounted lamp heads are universally adjustable and can be precisely positioned where light is needed.

ELECTRONICS

- Isolated switch mode power supply with regulated current and voltage output to the lamp load and battery. Universal AC supply 120/277 VAC input via two-wire feed, or 24 VDC input for remote configuration.
- Low power consumption in standby mode.
- Automatic control of charge rate for fast charge and maximum battery life.

STANDARD DIAGNOSTICS

- An advanced microprocessor monitors all charger functions and battery condition continuously and automatically performs all tests and visual indications required by UL Standard 924.
- Diagnostic display by multicolor LED or full function alphanumeric display (remote test panel).

LISTINGS AND WARRANTY

- Manufactured and tested to UL Standard 924 and NFPA Life-Safety Code 101
- 5 year total customer satisfaction warranty. For details see product catalog technical data section.

ORDERING INFORMATION

Sample Part Number: **LSCVLBB-8LC-2-RT**

SERIES	OPERATION	LAMP WATTAGE	BATTERY RUN-TIME	OPTIONS
LSCVL		9		
LSCVL	BB = SELF CONTAINED BATTERY AC = AC Supply 120/277V	9	1.5 = 90 MIN 2 = 2 HR	NC – NiCad Battery LC – Lead Calcium Battery



Job Name: _____

Type: _____

Part #: _____

Notes: _____

SUGGESTED SPECIFICATIONS

- Install the LSCVL recessed emergency light fixture manufactured by LSL 24/7, available as unit equipment including battery diagnostics as standard, or as a remote device connected to a central power source. In normal mode, dual lamp heads, charger and battery shall be fully recessed and covered by hinged doors with reflective internal surfaces with no exposed mounting screws. Upon loss of utility power doors will open immediately, lamps will be energized and light will be reflected on to the path of egress. Upon restoration of utility power lamps will extinguish and the reflective doors will automatically retract. The door linkage shall allow manual movement without breakage or misalignment. Door and lamp position shall be adjustable to allow placement of light beams to any desired position. Lamps shall be 12 VDC LED MR16 with total power rating up to 16 watts. The battery charger shall be an isolated power supply with universal 120/277 VAC input via two-wire feed. Automatic battery diagnostics shall be included with all models and shall perform all test functions and fault displays required by UL Standard 924.

OPTIONS:

Remote Test Panel RT
 Damp Location DP
 Surface Mount SM
 Custom Finish CFX
 Custom "X" TO BE SPECIFIED

CODE

RT
 DP
 SM
 CFX

BATTERY DIAGNOSTIC FUNCTIONS:

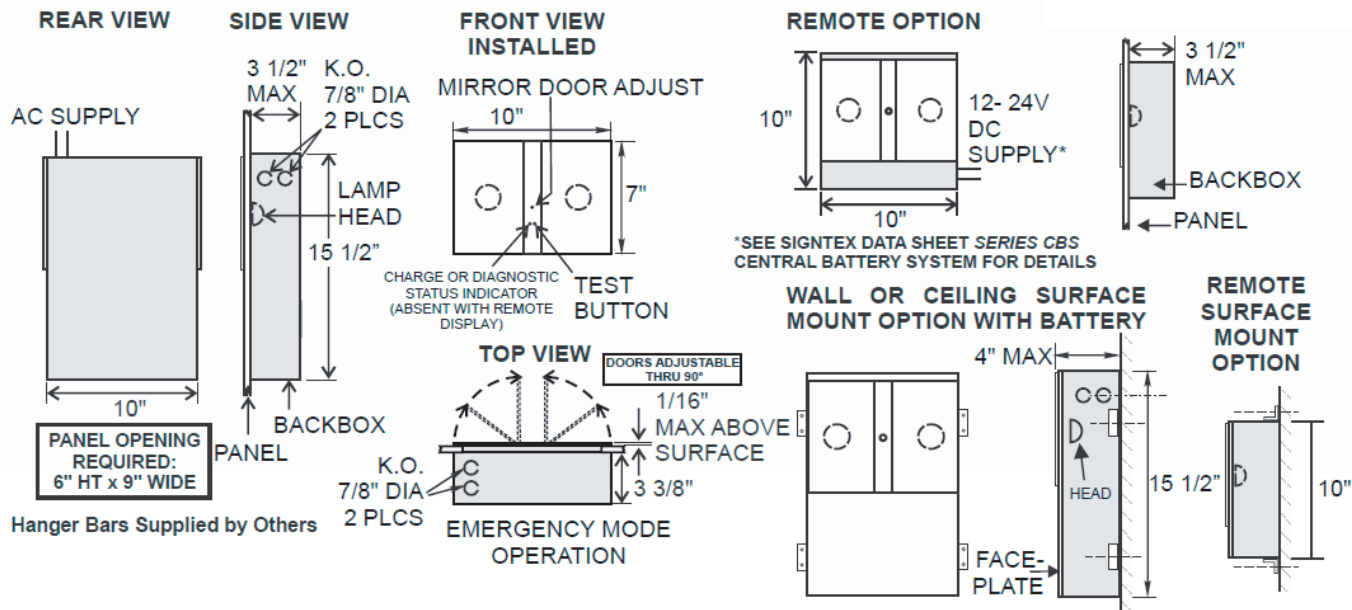
Microcontroller performs tests as follows:

Continuous Monitoring	Every 28 Days	Every 12 Months
Lamp Connections	Transfer switch function	Full emergency operation test with test/ fail and manual report signal
Battery Connections	Reduced Battery Capacity	

SELF-TEST DIAGNOSTIC FUNCTIONS

STATUS	LED DISPLAY
NORMAL FULL CHARGE	● GREEN ON
NORMAL FAST CHARGE	● ORANGE ON
FAILED BATTERY	● RED FLASH FAST
FAILED LAMP	● GREEN FLASH
FAILED TRANSFER	● ORANGE FLASH
FAILED CHARGER	● RED FLASH SLOW

MOUNTING & DIMENSIONS



NOTE: THIS DEVICE CONTAINS A MICROPROCESSOR TO CONTROL EMERGENCY LIGHTING. OPERATION CAN BE DISRUPTED BY EMI (ELECTRO- MAGNETIC INTERFERENCE) EMITTED BY CERTAIN TYPES OF HIGH-POWERED EQUIPMENT. DO NOT CONNECT IN THE SAME CIRCUIT OR SHARE NEUTRAL WIRING WITH FREQUENCY-CHANGING DIMMING EQUIPMENT USED WITH HID FIXTURES OR SIMILAR. CONTACT FACTORY FOR MORE INFORMATION.