

HWS-WGA

Sconce Wing Pendant | Architectural LED Linear

The HWS-WGA offers wattage and CCT adjustable for scalability. The sleek profile is designed to blend into clean, minimalist architectural spaces. Reaching 100 lumen / watt with 90+ CRI Easy install in the field which is perfect for applications that include open offices, hospital, anywhere you want to make a statement.

Features:

- Ultra-thin semi-transparent optics
- 48" length, shallow depth 2"
- Maximum 40w, wattage selectable
- Up to 100lm/w, 90+ CRI
- CCT adjustable from 3000K, 3500K, 4000K
- 0-10v dim, 10% standard, 1% optional
- Compatible for dry ceiling and drop ceiling
- Continuous runs

PERFORMANCE

Length	Wattage Selectable	Lumen@4000K	Efficacy@4000K
48"	40W/30W/20W	3800LM	95LM/W

All efficacy is $\pm 5\%$ base on different CCT. Check the IES file to gain the accurate data.

Light Guide: Ultra-thin semi-transparent light guide made of PMMA material, allows distribution of controlled light in all 3-dimensions to put light on both vertical and horizontal planes within the space.

Construction:

Housing: Extruded aluminum
End Cap: Die cast aluminum
Smooth Lens: Uniform acrylic lens Finish: Powder coat white or custom

ELECTRICAL:

Min Internal LED Driver: Powered by Class 2 high efficiency LED driver, with a standard 0-10V dimming that works with many types of controls. Continuous dims to 10% (standard), 1% (optional) . Tested Dimmers: Lutron, Diva-Dvtv, Leviton IP-710-DL.

THD: <20%

Power Factor: >0.9

Input Voltage: Standard electronic drivers are UL recognized and available for 110-277AC input voltage.

LED System

CRI: Minimum 90 color rendering index

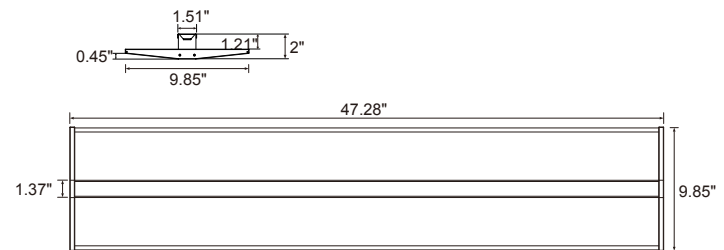
CCT: CCT adjustable from 3000K, 3500K, 4000K with a great color consistency.

LED: Minimum 50,000h with 87.8% of lumen maintenance in 25°C ambient temperature, in compliance with IES LM-80 testing measurements.

Thermal Management Environment: Aluminum housing acting as the heat sink to maximize life. Damp rated for ambient operating temperature of -20°C to +40°C (-4° to +104°F)



DIMENSIONS



Mounting:

- Pendant-Dry ceiling or T-Grid ceiling compatible. Cable lengths of 5ft is standard, 12ft or others are available.
- Continuous runs per power feed: Up to 10pcs in 120V AC, 20pcs in 277V AC and 347V AC.

Approvals:

- cULus listed-Pending
- Suitable for damp locations
- Designed for indoor use only
- 5 years limited warranty(Labor not included)



PRODUCT ORDERING GUIDE

Example: HWS-WGA-PTW48

HWS-WGA	-	P	TW	48
Product Series		Mounting	CCT	Length
HWS-WGA Sconce Wing		P Pendant QuickShip	TW CCT adjustable 3000K/3500K/4000K QuickShip	48 48inch QuickShip

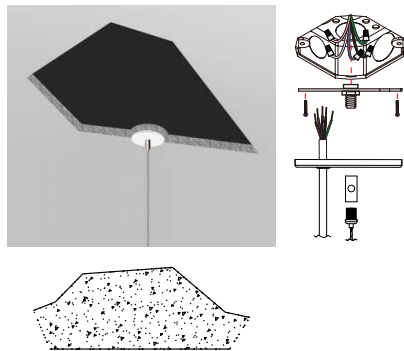
MOUNTING

Canopy Style



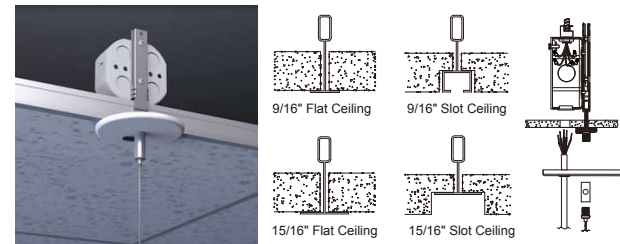
Dry Ceiling / Off Grid

"Various Hard Ceilings" (Mount to J-box)



Drop Ceiling / On Grid

Suspending the luminaire in the T-grid. Compatible for various T-grid, including 9/16" Flat, 9/16" Slot, 15/16" Flat and 15/16" Slot.



*Please see the installation instruction for more details.

OPTIONAL PENDANT ACCESSORY

Ceiling Type	Canopy	Power Cord&Aircraft Cable	0-10V Dim	Optional Functions
DW QuickShip Dry ceiling Mount to J-box	RDWH QuickShip 1.6\" Round & White 4.5\" Round & White (Designed for power cable)	C05WH QuickShip 4 ft white power cord + 5ft aircraft cable	D10 QuickShip 120-277V AC, Dims to 10% <small>Tested Dimmers: Lutron Diva-Dvtr, Leviton 1P-710-DL</small>	EME QuickShip Emergency Function (Only external 8w or 25w LED emergency driver with standard indicator available and need field-installed.)
TF: QuickShip Drop ceiling clips for 9/16\" and 15/16\" flat ceiling	SQWH QuickShip 1.6\" Square & White 4.5\" Square & White (Designed for power cable)	C12WH 12 ft white power cord + 12ft aircraft cable	D01 Make to Order 120-277V AC, Dim to 1%*	
TS: QuickShip Drop ceiling clips for 9/16\" slot ceiling				
TX: QuickShip Drop ceiling clips for 15/16\" slot ceiling				



*Make to Order means additional cost and/or lead time on customized fixtures may apply. Some fixtures require an MOQ. Please contact your sales rep for more information.