

# HWPT

## Traditional Wall Packs



### STANDARD



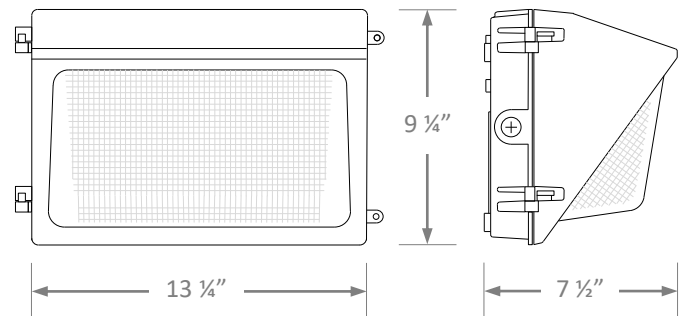
### FEATURES

- Available in 4000k (neutral white) and 5000k (cool white) color temperatures.\*
- Long-life LEDs provide at least 70% of initial lumen output ( $L_{70}$ ) for  $\geq 158,000$  hours of operation, and at least 90% of initial lumen output ( $L_{90}$ ) for  $\geq 49,000$  hours of operation.\*\*
- LED chromaticity based on  $\leq 5$ -step ANSI quadrangles.
- LED color maintenance  $\leq 0.002$  chromaticity shift ( $\Delta u'v'$ ) over the initial 6,000 of operation.
- Provides a range of 6,401 to 15,738 nominal lumens and 141 to 151 nominal lumens per watt (lm/W).
- 1-10vdc dimming drivers, which provide 10% continuous dimming are standard.
- Universal 120-277 AC voltage (50-60Hz) is standard.
- Power factor  $> 0.90$ .
- Total harmonic distortion  $< 20\%$ .
- Color rendering index ( $R_a$ )  $> 70$ . Red color rendering  $> -28$ .
- Cast aluminum housing with dark bronze, powder coat finish.
- Glass lens.
- Three  $\frac{1}{2}$ " NPT threaded openings.
- Easy installation in new construction or retrofit applications.

### WARRANTY & LISTINGS

- cULus listed for wet locations in ambient temperatures from  $-20^{\circ}\text{C}$  to  $40^{\circ}\text{C}$  ( $-4^{\circ}\text{F}$  to  $104^{\circ}\text{F}$ ).
- IP65 rated for ingress protection.
- DLC 5.1 premium approved.
- Complies with FCC Part 15, class A.
- Complies with IEEE C.62.41-2002, surge immunity protection (2kV).
- Complies with RoHS (Restriction on Hazardous Substances) requirements.
- 5-year warranty of all electronics and housing.

### DIMENSIONS



\* Contact factory for other color temperatures and lumen packages.

\*\*  $L_{70}$  &  $L_{90}$  hours are IES TM-21-11 calculated hours.

### ORDERING INFORMATION

Example: HWPT-6L-5K

Series	Nominal Lumen Output		Color Temperature	
HWPT	6L	6,000 lumens	4K	4000k
	8L	8,000 lumens	5K	5000k
	10L	10,000 lumens		
	12L	12,000 lumens		
	16L	16,000 lumens		

**ELECTRICAL DATA**

Model	Color Temperature	CRI <sup>1</sup>	Luminaire Lumens	Luminaire Watts	Lumens/Watt	Input Voltage <sup>2</sup>	Input Current (A)			Power Factor	THD <sup>3</sup>	L <sub>70</sub> Hours <sup>4</sup>
							120V	240V	277V			
HWPT-6L-4K	4000k	>70	6,401	42	151	120-277	0.35	0.18	0.15	>0.90	<20%	181,000
HWPT-6L-5K	5000k	>70	6,437	42	151	120-277	0.35	0.18	0.15	>0.90	<20%	181,000
HWPT-8L-4K	4000k	>70	8,264	56	147	120-277	0.47	0.23	0.20	>0.90	<20%	173,000
HWPT-8L-5K	5000k	>70	8,346	57	147	120-277	0.47	0.24	0.20	>0.90	<20%	173,000
HWPT-10L-4K	4000k	>70	9,944	68	145	120-277	0.57	0.29	0.25	>0.90	<20%	172,000
HWPT-10L-5K	5000k	>70	10,048	69	146	120-277	0.57	0.29	0.25	>0.90	<20%	172,000
HWPT-12L-4K	4000k	>70	12,145	83	146	120-277	0.69	0.35	0.30	>0.90	<20%	167,000
HWPT-12L-5K	5000k	>70	12,241	84	146	120-277	0.70	0.35	0.30	>0.90	<20%	167,000
HWPT-16L-4K	4000k	>70	15,523	110	141	120-277	0.92	0.46	0.40	>0.90	<20%	158,000
HWPT-16L-5K	5000k	>70	15,738	111	141	120-277	0.93	0.46	0.40	>0.90	<20%	158,000

<sup>1</sup> Color rendering index.

<sup>2</sup> All 50-60Hz.

<sup>3</sup> Total harmonic distortion.

<sup>4</sup> L<sub>70</sub> refers to the number of hours at which lumen output declines to 70% of the initial level. L<sub>70</sub> hours are IES TM-21-11 calculated hours.

**PHOTOMETRIC DATA**
**HWPT-6L-5K**
**Luminaire Data**

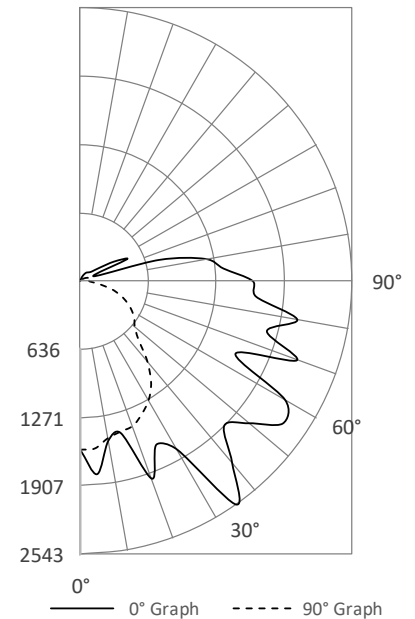
Description	Traditional Wall Pack 6L, 5K
Total Lumens	6,437
Input Wattage	43
Efficacy (lm/W)	151
Max. Cd.	2867.21 (360H, 53V)
IES Classification	Type IV
Longitudinal Classification	Very Short

**Zonal Lumen Summary**

Zone	Lumens	%Fixt
0-30°	1,168	18.1%
0-60°	3,518	54.7%
0-80°	4,986	77.5%
80-90°	597	10.7%*
0-90°	5,583	86.7%
90-110°	630	9.8%
110-180°	0	0.0%
0-180°	6,437	100.0%

**Luminaire Classification Systems (LCS)**

LCS Zone		Lumens	%Lum
FL	0-30	713	11.1%
FM	30-60	1,939	30.0%
FH	60-80	1,355	21.0%
FVH	80-90	572	8.9%
BL	0-30	455	7.1%
BM	30-60	411	6.4%
BH	60-80	113	1.8%
BVH	80-90	25	0.4%
UL	90-100	452	7.0%
UH	100-180	402	6.2%
<b>Total</b>		<b>6,437</b>	<b>99.8%</b>
BUG Rating		B1-U3-G4	

**180° Polar Graph**


\* 80-90° glare zone is calculated by dividing the lumens in that zone by the lumen total in the 0-90° zone

**PHOTOMETRIC DATA**
**HWPT-8L-5K**
**Luminaire Data**

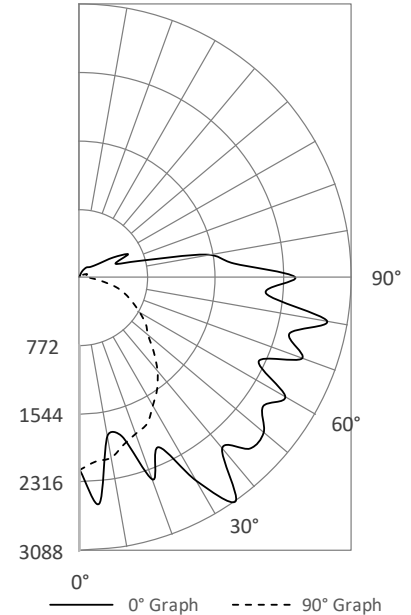
Description	Traditional Wall Pack 8L, 5K
Total Lumens	8,346
Input Wattage	57
Efficacy (lm/W)	147
Max. Cd.	3699.78 (360H, 52V)
IES Classification	Type IV
Longitudinal Classification	Very Short

**Zonal Lumen Summary**

Zone	Lumens	%Fixt
0-30°	1,529	18.3%
0-60°	4,599	55.1%
0-80°	6,503	77.9%
80-90°	764	10.5%*
0-90°	7,267	87.1%
90-110°	787	9.4%
110-180°	0	0.0%
0-180°	8,346	100.0%

**Luminaire Classification Systems (LCS)**

LCS Zone	Lumens	%Lum
FL 0-30	919	11.0%
FM 30-60	2,507	29.9%
FH 60-80	1,756	21.0%
FVH 80-90	733	8.8%
BL 0-30	610	7.3%
BM 30-60	563	6.7%
BH 60-80	148	1.8%
BVH 80-90	31	0.4%
UL 90-100	575	6.9%
UH 100-180	505	6.0%
<b>Total</b>	<b>8,346</b>	<b>99.8%</b>
BUG Rating	B2-U4-G4	

**180° Polar Graph**


\* 80-90° glare zone is calculated by dividing the lumens in that zone by the lumen total in the 0-90° zone

**HWPT-10L-5K**
**Luminaire Data**

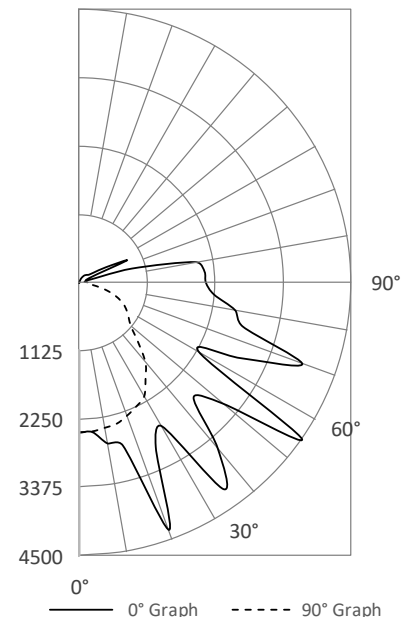
Description	Traditional Wall Pack 10L, 5K
Total Lumens	10,048
Input Wattage	69
Efficacy (lm/W)	146
Max. Cd.	4499.89 (360H, 55V)
IES Classification	Type IV
Longitudinal Classification	Very Short

**Zonal Lumen Summary**

Zone	Lumens	%Fixt
0-30°	1,862	18.5%
0-60°	5,539	55.1%
0-80°	7,810	77.7%
80-90°	968	11%*
0-90°	8,777	87.4%
90-110°	920	9.2%
110-180°	0	0.0%
0-180°	10,048	100.0%

**Luminaire Classification Systems (LCS)**

LCS Zone	Lumens	%Lum
FL 0-30	1,143	11.4%
FM 30-60	3,006	29.9%
FH 60-80	2,096	20.9%
FVH 80-90	931	9.3%
BL 0-30	719	7.2%
BM 30-60	671	6.7%
BH 60-80	174	1.7%
BVH 80-90	37	0.4%
UL 90-100	656	6.5%
UH 100-180	614	6.1%
<b>Total</b>	<b>10,048</b>	<b>99.9%</b>
BUG Rating	B2-U4-G5	

**180° Polar Graph**


\* 80-90° glare zone is calculated by dividing the lumens in that zone by the lumen total in the 0-90° zone

**PHOTOMETRIC DATA**
**HWPT-12L-5K**
**Luminaire Data**

Description	Traditional Wall Pack 12L, 5K
Total Lumens	12,241
Input Wattage	84
Efficacy (lm/W)	146
Max. Cd.	4872.13 (360H, 40V)
IES Classification	Type IV
Longitudinal Classification	Very Short

**Zonal Lumen Summary**

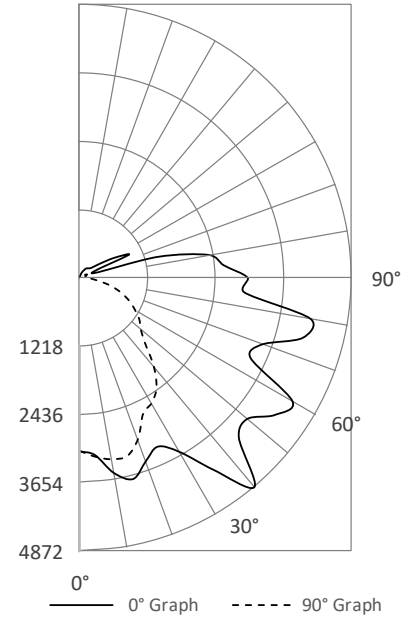
Zone	Lumens	%Fixt
0-30°	2,201	18.0%
0-60°	6,597	53.9%
0-80°	9,383	76.7%
80-90°	1,154	11%*
0-90°	10,538	86.1%
90-110°	1,242	10.1%
110-180°	0	0.0%
0-180°	12,241	100.0%

**Luminaire Classification Systems (LCS)**

LCS Zone		Lumens	%Lum
FL	0-30	1,359	11.1%
FM	30-60	3,618	29.6%
FH	60-80	2,579	21.1%
FVH	80-90	1,109	9.1%
BL	0-30	842	6.9%
BM	30-60	778	6.4%
BH	60-80	208	1.7%
BVH	80-90	45	0.4%
UL	90-100	882	7.2%
UH	100-180	822	6.7%
<b>Total</b>		<b>12,241</b>	<b>100.0%</b>

BUG Rating

B2-U4-G5

**180° Polar Graph**


\* 80-90° glare zone is calculated by dividing the lumens in that zone by the lumen total in the 0-90° zone

**HWPT-16L-5K**
**Luminaire Data**

Description	Traditional Wall Pack 16L, 5K
Total Lumens	15,738
Input Wattage	111
Efficacy (lm/W)	141
Max. Cd.	6206.79 (360H, 40V)
IES Classification	Type IV
Longitudinal Classification	Very Short

**Zonal Lumen Summary**

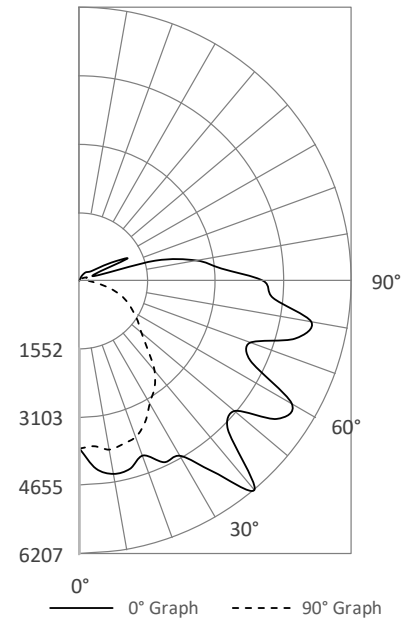
Zone	Lumens	%Fixt
0-30°	2,871	18.2%
0-60°	8,582	54.5%
0-80°	12,164	77.3%
80-90°	1,460	10.7%*
0-90°	13,625	86.6%
90-110°	1,564	9.9%
110-180°	0	0.0%
0-180°	15,738	100.0%

**Luminaire Classification Systems (LCS)**

LCS Zone		Lumens	%Lum
FL	0-30	1,763	11.2%
FM	30-60	4,673	29.6%
FH	60-80	3,318	21.0%
FVH	80-90	1,404	8.9%
BL	0-30	1,108	7.0%
BM	30-60	1,038	6.6%
BH	60-80	264	1.7%
BVH	80-90	56	0.4%
UL	90-100	1,118	7.1%
UH	100-180	995	6.3%
<b>Total</b>		<b>15,738</b>	<b>99.8%</b>

BUG Rating

B3-U5-G5

**180° Polar Graph**


\* 80-90° glare zone is calculated by dividing the lumens in that zone by the lumen total in the 0-90° zone