



Job Name: _____

Type: _____

Part #: _____

Notes: _____

ELECTRICAL DATA

Series	Measurements	Low Lumens			Mid Lumens			High Lumens		
		3000K	4000K	5000K	3000K	4000K	5000K	3000K	4000K	5000K
WPT-7L-LKFS	Lumens	4312	4668	4481	5415	5853	5618	6657	7290	6907
	Watts	30	29	30	39	38	39	51	49	51
	Efficacy	144	151	150	138	150	143	131	149	135
	Input Current (A)	120V = 0.25A	120V = 0.24A	120V = 0.25A	120V = 0.33A	120V = 0.32A	120V = 0.33A	120V = 0.43A	120V = 0.41A	120V = 0.43A
240V = 0.13A		240V = 0.12A	240V = 0.13A	240V = 0.16A	240V = 0.16A	240V = 0.16A	240V = 0.21A	240V = 0.20A	240V = 0.21A	
277V = 0.11A		277V = 0.10A	277V = 0.11A	277V = 0.14A	277V = 0.14A	277V = 0.14A	277V = 0.18A	277V = 0.18A	277V = 0.18A	

Series	Measurements	Low Lumens			Mid Lumens			High Lumens		
		3000K	4000K	5000K	3000K	4000K	5000K	3000K	4000K	5000K
WPT-10L-LKFS	Lumens	6141	6741	6380	7983	8785	8260	9768	10,652	10,049
	Watts	43	42	43	59	57	59	76	74	76
	Efficacy	142	159	147	135	154	140	129	144	133
	Input Current (A)	120V = 0.36A	120V = 0.35A	120V = 0.36A	120V = 0.49A	120V = 0.48A	120V = 0.49A	120V = 0.63A	120V = 0.62A	120V = 0.63A
240V = 0.18A		240V = 0.18A	240V = 0.18A	240V = 0.25A	240V = 0.24A	240V = 0.25A	240V = 0.32A	240V = 0.31A	240V = 0.32A	
277V = 0.16A		277V = 0.15A	277V = 0.16A	277V = 0.21A	277V = 0.21A	277V = 0.21A	277V = 0.27A	277V = 0.27A	277V = 0.27A	

Series	Measurements	Low Lumens			Mid Lumens			High Lumens		
		3500K	4000K	5000K	3500K	4000K	5000K	3500K	4000K	5000K
HWPT-15L-LKFS	Lumens	9929	10,548	10,260	12,305	13,506	12,703	14,216	15,552	14,843
	Watts	71	69	71	93	91	93	115	110	115
	Efficacy	139	153	144	132	149	137	124	141	129
	Input Current (A)	120V = 0.59A	120V = 0.58A	120V = 0.59A	120V = 0.78A	120V = 0.76A	120V = 0.78A	120V = 0.96A	120V = 0.92A	120V = 0.96A
240V = 0.30A		240V = 0.29A	240V = 0.30A	240V = 0.39A	240V = 0.38A	240V = 0.39A	240V = 0.48A	240V = 0.46A	240V = 0.48A	
277V = 0.26A		277V = 0.25A	277V = 0.26A	277V = 0.34A	277V = 0.33A	277V = 0.34A	277V = 0.42A	277V = 0.40A	277V = 0.42A	

PHOTOMETRIC DATA
HWPT-7L-LKFS
Luminaire Data

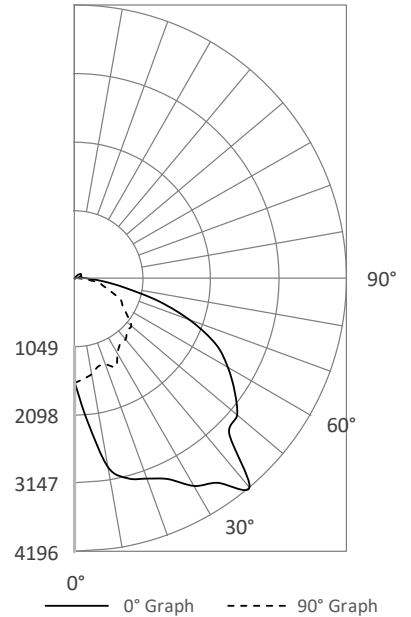
Description	Traditional Wall Pack 7L 5K - LKFS
Total Lumens	6,907
Input Wattage	51
Efficacy (lm/W)	136
Max. Cd.	4252.51 (360H, 39V)
IES Classification	Type III
Longitudinal Classification	Very Short

Zonal Lumen Summary

Zone	Lumens	%Fixt
0-30°	1,520	22.0%
0-60°	4,905	71.0%
0-80°	6,506	94.2%
80-90°	223	3.3%*
0-90°	6,729	97.4%
90-110°	84	1.2%
110-180°	0	0.0%
0-180°	6,907	100.0%

Luminaire Classification Systems (LCS)

LCS Zone	Lumens	%Lum
FL 0-30	1,116	16.2%
FM 30-60	3,026	43.8%
FH 60-80	1,483	21.5%
FVH 80-90	207	3.0%
BL 0-30	404	5.8%
BM 30-60	360	5.2%
BH 60-80	118	1.7%
BVH 80-90	16	0.2%
UL 90-100	58	0.8%
UH 100-180	121	1.7%
Total	6,907	99.9%
BUG Rating	B1-U3-G2	

180° Polar Graph


* 80-90° glare zone is calculated by dividing the lumens in that zone by the lumen total in the 0-90° zone

HWPT-10L-LKFS
Luminaire Data

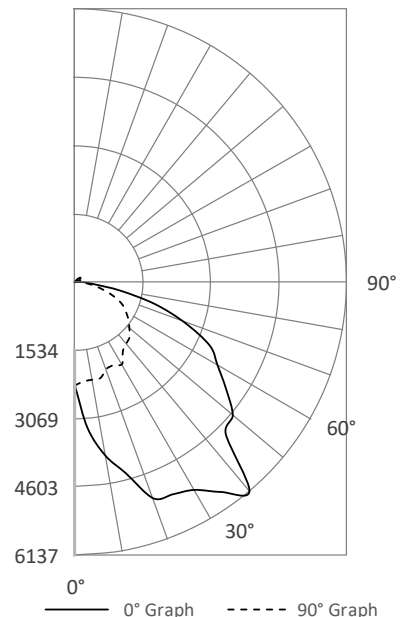
Description	Traditional Wall Pack 10L 5K - LKFS
Total Lumens	10,049
Input Wattage	76
Efficacy (lm/W)	133
Max. Cd.	6153.58 (360H, 39V)
IES Classification	Type III
Longitudinal Classification	Very Short

Zonal Lumen Summary

Zone	Lumens	%Fixt
0-30°	2,213	22.0%
0-60°	7,248	72.1%
0-80°	9,550	95.0%
80-90°	277	2.8%*
0-90°	9,827	97.8%
90-110°	105	1.0%
110-180°	0	0.0%
0-180°	10,049	100.0%

Luminaire Classification Systems (LCS)

LCS Zone	Lumens	%Lum
FL 0-30	1,627	16.1%
FM 30-60	4,525	44.8%
FH 60-80	2,132	21.1%
FVH 80-90	257	2.6%
BL 0-30	586	5.8%
BM 30-60	510	5.1%
BH 60-80	169	1.7%
BVH 80-90	20	0.2%
UL 90-100	71	0.7%
UH 100-180	152	1.5%
Total	10,049	99.6%
BUG Rating	B2-U3-G3	

180° Polar Graph


* 80-90° glare zone is calculated by dividing the lumens in that zone by the lumen total in the 0-90° zone

PHOTOMETRIC DATA
HWPT-15L-LKFS
Luminaire Data

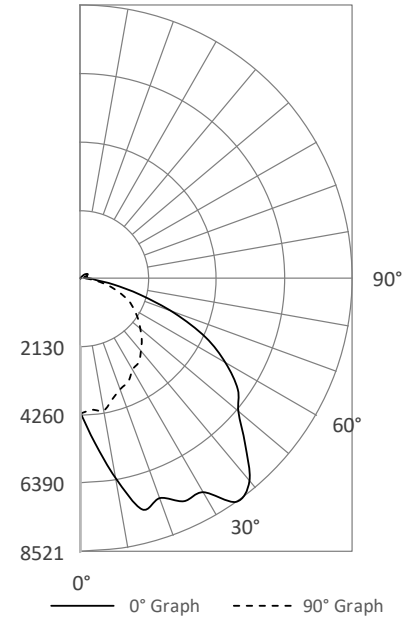
Description	Traditional Wall Pack 15L 5K - LKFS
Total Lumens	14,843
Input Wattage	115
Efficacy (lm/W)	129
Max. Cd.	8926.98 (360H, 37V)
IES Classification	Type III
Longitudinal Classification	Very Short

Zonal Lumen Summary

Zone	Lumens	%Fixt
0-30°	3,610	24.3%
0-60°	11,112	74.9%
0-80°	14,174	95.5%
80-90°	334	2.3%*
0-90°	14,508	97.7%
90-110°	149	1.0%
110-180°	0	0.0%
0-180°	14,843	100.0%

Luminaire Classification Systems (LCS)

LCS Zone		Lumens	%Lum
FL	0-30	2,592	17.4%
FM	30-60	6,625	44.5%
FH	60-80	2,801	18.8%
FVH	80-90	301	2.0%
BL	0-30	1,018	6.9%
BM	30-60	877	5.9%
BH	60-80	261	1.8%
BVH	80-90	33	0.2%
UL	90-100	96	0.6%
UH	100-180	239	1.6%
Total		14,843	99.7%
BUG Rating		B3-U3-G3	

180° Polar Graph


* 80-90° glare zone is calculated by dividing the lumens in that zone by the lumen total in the 0-90° zone