

# HETH

## LED Troffer

### FEATURES

Lumen Output	2600 to 5460 lumens
Efficacy	130 lm/W
Input Voltage	120-277V
Dimmable	0-10V Continuous
CCT	Select (3500K, 4000K, 5000K)
Size	2x2, 2x4
Warranty	7 Years

### APPLICATIONS

Premium indoor luminaire suitable for general indoor commercial spaces, lobbies, offices, meeting rooms, schools, retail stores, restrooms, hallways, and work-stations.

### CONSTRUCTION

Manufactured for durability using aluminum sheet housing with satin coating to resist corrosion, discoloration, and scratching. For use in Dry Locations.

### ELECTRICAL

Input voltage 120-277V with 0-10V Continuous Dimming. Tunable 3-CCT (3500K, 4000K, 5000K) and Tunable 3-Wattage (2x2, 20W, 25W, 30W) or (2x4, 30W, 35W, 42W). Operating temperatures -4°F to 104°F (-20°C to 40°C).

### MOUNTING

Recessed T-Bar Ceiling Mount. Optional Surface Mount Kits and Flange Kits available.

### OPTICS

Anti-UV Frosted Polycarbonate Lens.

### CONTROLS

Fixture mounted Smart Sensor for Photocell and PIR Bi-Level Motion Dimming installed available.

### EMERGENCY

Emergency Battery Backup Tunable, Select (10W, 15W, 20W) installed available.

### LISTINGS

DLC Premium listed. UL certified to meet US and Canadian standards. FCC, and RoHS compliant.

### WARRANTY

7 year exclusive limited warranty.

2x2 and 2x4 Tunable Models




### TUNABLE

#### CORRELATED COLOR TEMPERATURES (CCT)

3500K

4000K

5000K





Job Name: \_\_\_\_\_

Type: \_\_\_\_\_

Part #: \_\_\_\_\_

Notes: \_\_\_\_\_

## SPECIFICATIONS

### ENERGY DATA

Input Voltage: 120-277V

Input Frequency: 50/60 Hz

Wattage: Select (20W, 25W, 30W), Select (30W, 35W, 42W)

Power Factor: >0.9

Total Harmonic Distortion (THD): <10%

Operating Temperature: -4°F to 104°F (-20°C to 40°C)

### LIGHTING DATA

Lumens: Select [2600 (20W), 3250 (25W), 3900 (30W)] or Select [3900 (30W), 4550 (35W), 5460 (42W)]

Lumens Per Watt: 130 lm/W

Color Correlated Temperature (CCT): Select (3500K, 4000K, 5000K)

Dimmable: 0-10V

Color Rendering Index (CRI): >80

L70: 75000 hours

## ORDERING INFORMATION

Model	Size	Wattage	Voltage	Current	Lumens	Efficacy	CCT	Dimming	Color	Dimensions	Weight
HETH-TTR-22-30W	2x2	20W	120-277V	0.17A@120V, 0.07A@277V	2600	130 lm/W	(3500K, 4000K, 5000K)	0-10V	White	23.74"L x 23.74"W x 4.00"H	8.50 lbs
		25W		0.21A@120V, 0.09A@277V	3250						
		30W		0.25A@120V, 0.11A@277V	3900						
HETH-TTR-24-42W	2x4	30W	120-277V	0.25A@120V, 0.11A@277V	3900	130 lm/W	(3500K, 4000K, 5000K)	0-10V	White	47.75"L x 23.74"W x 3.00"H	16.00 lbs
		35W		0.29A@120V, 0.13A@277V	4550						
		42W		0.35A@120V, 0.15A@277V	5460						

Mount	Sensor	Emergency
FK22	2x2 Flange Kit EFS01R	INSTALLED - Smart Sensor for Photocell and PIR Bi-Level Motion Dimming BLD-AM20D-480800
FK24	2x4 Flange Kit	(Blank)
FPSMK22	2x2 Surface Mount Kit (Blank)	INSTALLED - Emergency Battery Backup Tunable, Select (10W, 15W, 20W) None
FPSMK24	2x4 Surface Mount Kit	
(Blank)	None	

## ORDERING GUIDE

HETH	TTR	22	30W	FK22	EFS01R	BLD-AM20D-480800
HETH	Group	Size	Wattage	Mount	Sensor	Emergency



## PHYSICAL DIMENSIONS

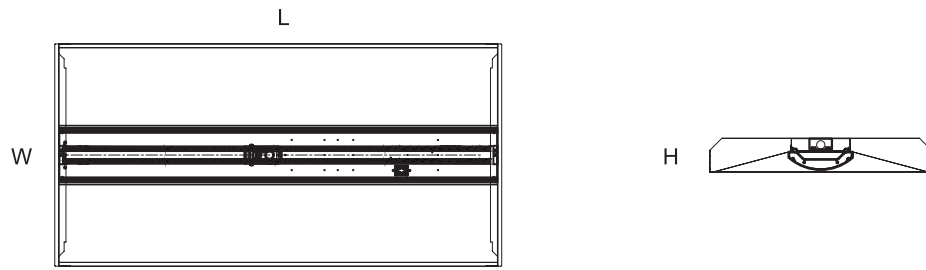
### 2x2 Models

23.74"L x 23.74"W x 4.00"H



### 2x4 Models

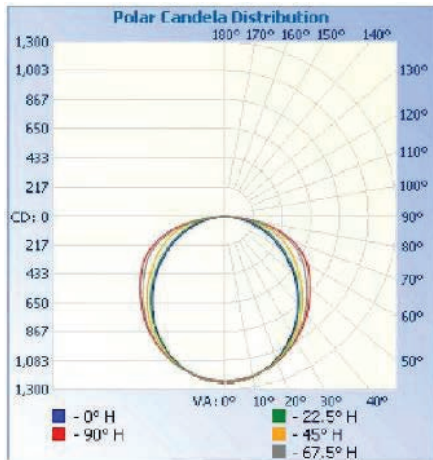
47.75"L x 23.74"W x 3.00"H



## SHIPPING INFORMATION

Model	Unit Weight	Shipping Dimensions	Shipping Weight	Qty /Box
2x2	8.50 lbs	25.00"L x 24.50"W x 4.25"D	10.60 lbs	1
2x4	16.00 lbs	49.50"L x 24.50"W x 4.00"D	19.00 lbs	1

## HETH-TTR-22-30W



### ZONAL LUMEN SUMMARY

Zone	Lumens	% Lamp	% Luminaire
0-30	960.4	25.3%	25.3%
0-40	1572.8	41.5%	41.5%
0-60	2818.7	74.4%	74.4%
60-90	962.5	25.4%	25.4%
70-100	452.9	12.0%	12.0%
90-120	3.1	0.1%	0.1%
0-90	3781.2	99.8%	99.8%
90-180	8.0	0.2%	0.2%
0-180	3789.2	100%	100%