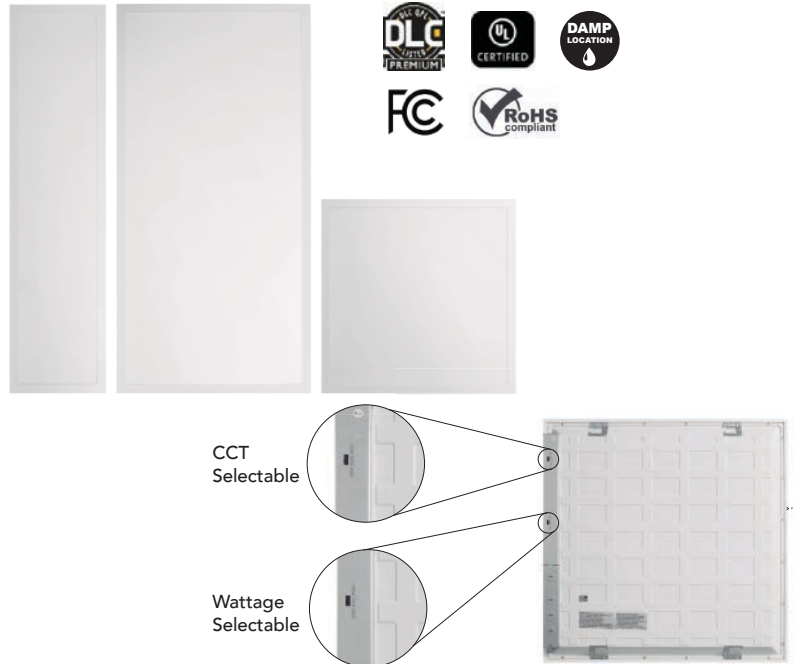


HDPS

CCT/WATT ADJUSTABLE BACKLIT LED FLAT PANEL

Dual Selectable Dream Panels are commercial luminaires utilizing advanced driver technology to provide an all in one luminaire, providing 3 wattages and 3 CCT options in each size panel. This provides superior lighting performance while minimizing inventory by reducing the amount of stocking SKUs. They achieve high uniformity, DLC PREMIUM energy efficiency and reduced glare in typical T-bar grid ceiling applications.

Our state-of-the-art backlit LED technology utilizes PMMA lensing over the LEDs which will not discolor over time. The need for a light guide is eliminated, thus increasing photometric performance while keeping costs competitive. Combined with the rigid back enclosure that prevents warping in application, this luminaire is designed for worry-free longevity and reliability. Available with factory installed battery backup for 90 minutes emergency egress illumination.



SPECIFICATIONS

CONSTRUCTION

- Aluminum frame in white finish, steel die-formed back enclosure

OPTICS

- PMMA lenses over LEDs, PS diffuser
- SDCM < 5
- UGR < 22
- 120° Beam angle

ELECTRICAL

- 0-10VDC Dimming (10%-100%)

CERTIFICATIONS

- UL Listed for Damp Locations
- IC Rated for insulated ceilings
- RoHS, FCC
- DLC PREMIUM
- -20°C to 35°C (-4°F to 95°F)

WARRANTY

- 5 Year

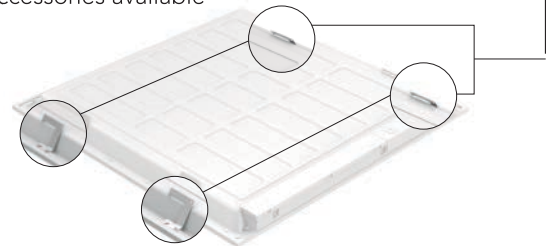
QUICKSHIP ORDERING INFORMATION

Catalog No.	Description	Weight	Qty/Carton	Qty/Pallet
HDPS-24-U-P	2x4 LED Flat panel, 30/40/45 adj wattage, 3500/4000/5000K CCT adj, 120-277V, 0-10VDC dimming	9.2 lbs	2	36
HDPS-22-U-P	2x2 LED Flat panel, 20/30/36 adj wattage, 3500/4000/5000K CCT adj, 120-277V, 0-10VDC dimming	5.2 lbs	2	56
HDPS-14-U-P	1x4 LED Flat panel, 20/30/40 adj wattage, 3500/4000/5000K CCT adj, 120-277V, 0-10VDC dimming	5.2 lbs	2	40

Note: Factory installed 12W battery backup provides 90 minutes of illumination when AC power is removed

INSTALLATION

- Recessed in T-bar grid ceiling with integral earthquake clips for secure attachment
- Surface mount and suspension mount cable kit accessories available



SPECS AT A GLANCE

Size	HDPS24 (2X4)			HDPS22 (2X2)			HDPS14 (1X4)		
Wattage	30	40	45	20	30	36	20	30	40
CCT	3500K/4000K/5000K			3500K/4000K/5000K			3500K/4000K/5000K		
Lumens	3750/3825/3825	5000/5100/5100	5625/5738/5738	2500/2550/2550	3750/3825/3825	4500/4590/4590	2500/2550/2550	3750/3825/3825	5000/5100/5100
Efficacy (LPW)	125-127.5			125-127.5			125-127.5		
CRI	80								
Input Voltage	120-277VAC, 0-10VDC Dimming								
Certifications	DLC PREMIUM, UL, Damp Location, FCC, RoHS								
Operating Temp	-20°C to 35°C (-4°F to 95°F)								
Warranty	5 Years								

MAKE-TO-ORDER ORDERING INFORMATION

DLC PREMIUM MODELS

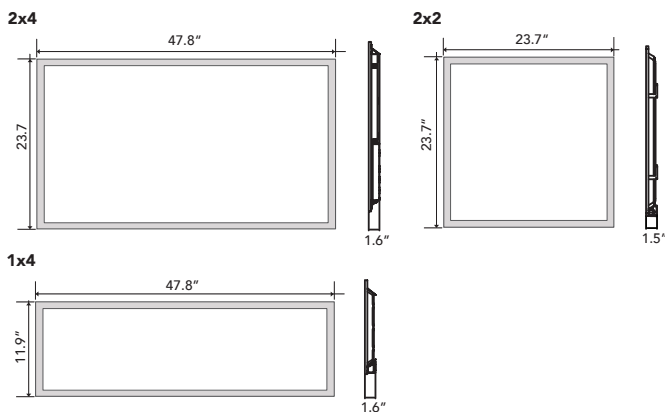


EXAMPLE

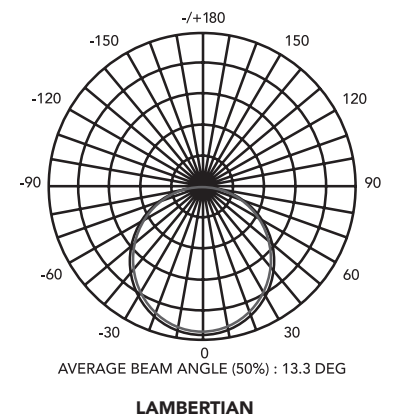
HDPS-22-U-P

SERIES	SIZE	INPUT VOLTAGE	DLC	OPTIONS	WATTAGE	CCT
HDPS DREAM PANELS	24 = 2x4	H = 120-347V U = 120-277V	P = PREMIUM	EL = EMERGENCY BACKUP	30/40/45	3500K 4000K 5000K
	22 = 2x2				20/30/36	
	14 = 1x4				20/30/40	

DIMENSIONS

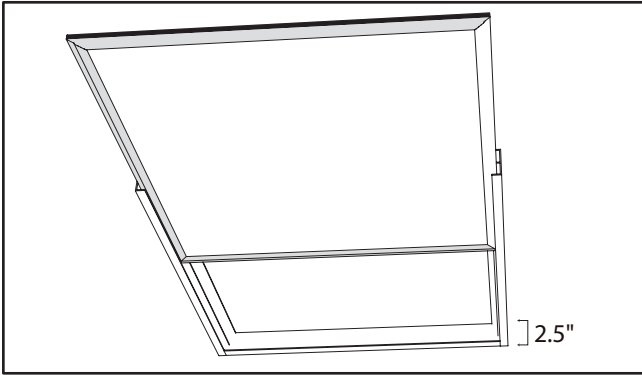


PHOTOMETRY



MOUNTING ACCESSORIES

SURFACE MOUNT KITS



HDPS-SMF-14-W 1x4 Surface Mount Kit, White

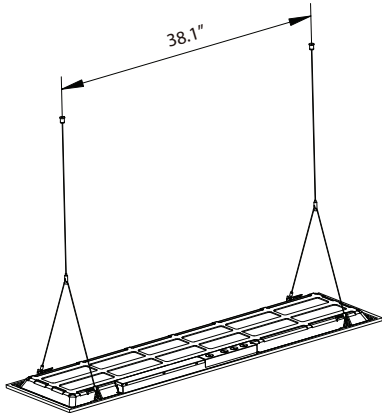
HDPS-SMF-22-W 2x2 Surface Mount Kit, White

HDPS-SMF-24-W 2x4 Surface Mount Kit, White

SUSPENSION CABLE MOUNT KITS

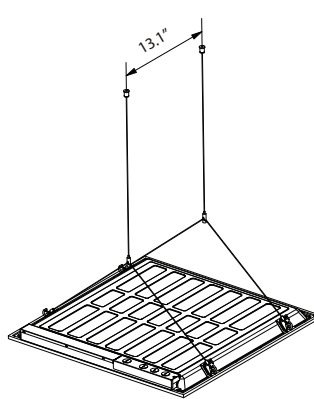
(Max. Adjustment Range: 3.9 Feet; Min. Adjustment Range: 0.6 Feet)

1X4 Kits



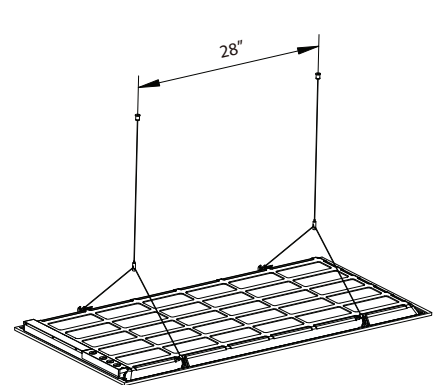
DPS-PKT-12-S 2-Cable Kit

2X2 Kits



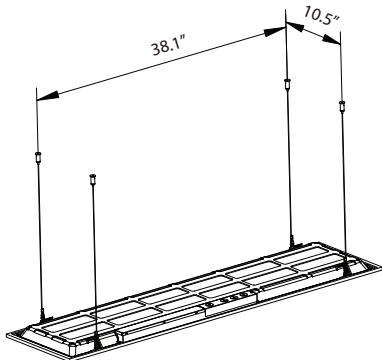
DPS-PKT-12-S 2-Cable Kit

2X4 Kits



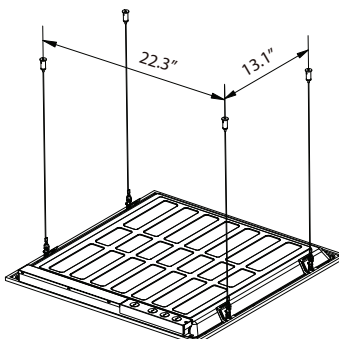
DPS-PKT-12-S 2-Cable Kit

38.1" 10.5"



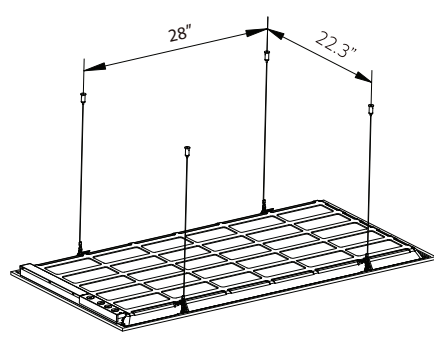
DPS-PKT-14-S 4-Cable Kit

22.3" 13.1"



DPS-PKT-14-S 4-Cable Kit

28" 22.3"



DPS-PKT-14-S 4-Cable Kit